

www.disto.com/manuals

User Manual:



Laser class 2 in acc. with IEC 60825-1



SAP. No. 792 325c

Operation

1	2	3
ON	Measure	2 sec. OFF

Endpiece

Insert batteries

Overview

- 1 Status Bar/Level
- 2 Reference
- 3 Active Function
- 4 Main Line (Result)
- 5 Selection keys linked to the symbol above
- 6 ON/DIST
- 7 Pointfinder (viewscreen)
- 8 Function Screen
- 9 Navigation
- 10 Clear/Off
- 11 Add/Subtract

Unlock keypad

1	2
	Within 2 sec.

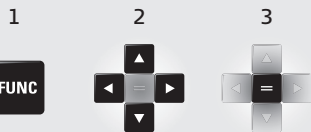
Quick Start

Leica DISTO™ E7500i

1: Status Bar/Level
2: Reference
3: Active Function
4: Main Line (Result)
5: Selection keys linked to the symbol above
6: ON/DIST
7: Pointfinder (viewscreen)
8: Function Screen
9: Navigation
10: Clear/Off
11: Add/Subtract

- when it has to be **right**

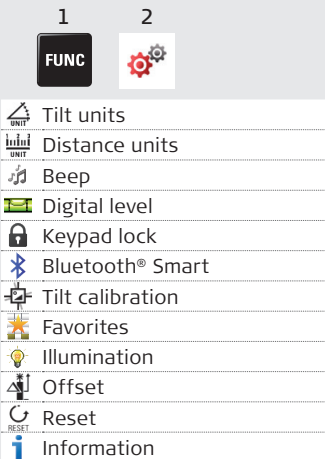
(Navigate) Functions




Reference/tripod




Settings



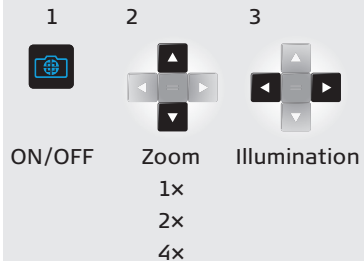
More results



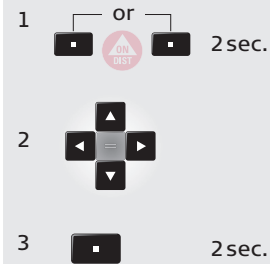
Memory



Pointfinder



Personalized favorites



Helpfunctions

